




RocketModem® uPCI IV 4-Port

Part Number: 99430-5



MULTI-MODEM CARD

KEY FEATURES AND BENEFITS::

- Universal PCI design supporting 3.3 and 5.0 Volt PCI bus architectures - ensures compatibility with all current PCI bus architectures
- On-board 36MHz RISC processor - minimizes “host” CPU utilization
- Four-port modem expansion on a single card - utilizes only a single PCI slot
- V.92 and K56flex supported - allows the device to communicate with all state-of-the-art modems in the market
- 50Kbps data speed/14.4 FAX speed - provides Class 1, 1.0 FAX support
- I/O mapping capabilities - simplifies installation, eliminates memory conflicts, and enables plug-and-play compatibility
- Integrated multi-modem card solution - eliminates the cabling connections and separate power supplies associated with external modems
- Individual modem reset - minimizes connection interruptions and maximizes server operation
- Dial-up capabilities - delivers ideal solution for remote access and FAX servers
- Extensive driver support - enables card to work seamlessly with popular operating systems
- RoHS2 compliant under CE

PRODUCT DESCRIPTION::

The RocketModem uPCI IV 4-Port product is a PCI multi-modem card designed to be compliant with the PCI 2.1 specification and supports installation in 3.3V supported bus architectures. Four RJ11 modem

port connections are provided on the edge of the card. Modems support V.92 and communication speeds from 300 bps to 56 Kbps, plus 14.4 Kbps fax.



ROCKETMODEM SPECIFICATIONS::

HARDWARE

On-Board Processor	36Mhz
Product Dimensions	13.3" x 4.2"
	33.78 x 10.67 cm
Product Weight	8.8 oz
	249.48 g
Packaged Shipping Weight	1.33 lbs
	0.6 kg
Maximum Cards/System	4

ELECTRICAL SPECIFICATIONS

Device Requirements	+3.3V 790 mA
	+5V 5.04 mA
Device Consumption	2.6 Watts

ENVIRONMENTAL SPECIFICATIONS

Operating Temperature	0° to 45°C
Storage Temperature	-20° to 85°C
Humidity	20% to 80%
Altitude	0 to 10,000 Ft
Heat Output	8.9 BTU/Hr
MTBF (Mean time between failures)	22.7 Yrs

DEVICE DRIVERS

Linux
 Microsoft® Windows® 7
 Microsoft® Windows® 2008 Server
 Microsoft® Windows® Vista
 Microsoft® Windows Server® 2003
 Microsoft® Windows® XP
 Microsoft® Windows NT® 4.0 (Legacy)
 Microsoft® Windows® 2000 (Legacy)

MODEM COMMUNICATIONS

Modems Connectors	(4) RJ11
Error Correction	V.42, MNP2-4, MNP-10
Data Compression	V.92, V.42.bis, MNP-5
Fax Group	Group 3
Fax Class	Class 1, 1.0
FAX Send/Receive	14.4Kbps
Modem Reset	Software Controlled
Transmit/Receive Level	10 (Tx), 43 (Rx) Dbm
Data Bits	7 or 8
Parity	Odd, Even, None
Stop Bits	1 or 2
Modem Standards	V.92, K56Plus, V.34, B32terbo, V32bis, V.32, V.22bis, V23, V.21, Bell212A, Bell103

REGULATORY STANDARDS

Immunity
 IEC1000-4-2/EN61000-4-2: ESD
 IEC1000-4-3/EN61000-4-3: RF
 IEC1000-4-4/EN61000-4-4: Fast Transient
 IEC1000-4-5/EN61000-4-5: Surge
 IEC1000-4-6/EN61000-4-6: Conducted Disturbance
 IEC1000-4-8/EN61000-4-8: Magnetic Field
 IEC1000-4-11/EN61000-4-11: Dip and Voltage

Emission
 EN55022, Amendment A1
 IEC1000-3-2/EN61000-3-2: Harmonic
 IEC1000-3-3/EN61000-3-3: Flicker
 ICES-003
 CISPR-22
 AS/NZS-3584

Safety
 IEC 60950/EN60950

Other
 RoHS2 compliant

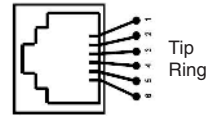
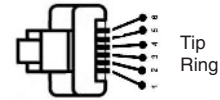
FEATURES

On-Board speaker
 No interrupts required
 Individual modem reset
 On-Board modem connections
 Modem port monitoring software
 Dedicated DSP module

REGULATORY APPROVAL MARKS



PIN ASSIGNMENTS



Warranty Information
 Control offers a 30-day satisfaction guarantee and 2-year limited warranty.

Sales Support
 +1.763.957.6000
 sales@control.com

Technical Support
 +1.763.957.6000
 www.control.com/support

Email, FTP, and Web Support
 info@control.com
 ftp.control.com
 www.control.com